



Transformatoren und Gerätebau


A Member of Sumida Group  **sumida**



LCL Filters

are used to connect AIC and AFE drives to the mains

- + Supply voltage: 3x 200 – 3x 690V
- + Frequency: 16 2/3 – 1500 Hz
- + Power range: 5 – 2000 A
- + Max. ambient temperature: -10°C to 85 °C
(optional liquid cooled or active air cooling)
- + Degree of protection: IP00-IP65
- + Connections: 5 A – 63 A Screw terminals, finger-safe according to BGV A3
> 63 A Terminal lugs
- + Elementary frequency: 2 – 80 kHz
- + Insulation class: F or H
- + Intermediate circuit voltage: 540 V DC – 1300 V DC
- + According to EN61558-2-20



compact



lighter



more efficient

If you have any further questions don't hesitate to contact us.
Just give us a call – we'd be glad to advise you!

Phone +49(0)8721-9662-0

**Get the Power.
Turn it on.**



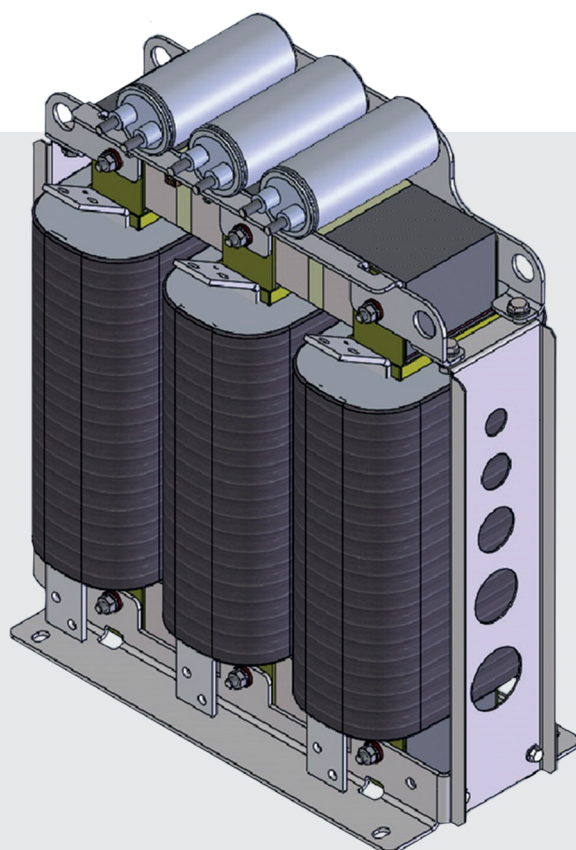
Transformatoren und Gerätebau

A Member of Sumida Group 

LCL filters are used to connect AIC (active infeed converter) and AFE (active front end) drives to the mains

Advantages at a glance

- + Due to the increasing use of AFE / AIC, more LCL filters are needed. It can also be run as an LC filter.
- + The LCL filters are also of interest for projects in the DC-AC product range, which feed electric energy from wind generators or PV inverters into the grid.
- + Applications of regenerative AFE drives are lifts, cranes or similar transport systems, tools or other machines with many brake switching cycles and presses.



compact



lighter




more efficient



reduced price

If you have any further questions don't hesitate to contact us.
Just give us a call – we'd be glad to advise you!

Phone +49(0)8721-9662-0

 **Get the Power.
Turn it on.**